



Blue



Periwinkle




Royal Blue




Dark Blue




Navy Blue



Light Yellow



Deep Yellow



Orange



White

# Celestial Banners Materials List

*Quantities based on 44" width fabric*

## **Sun Banner**

Blue (*background*) 1-3/4 yd  
Periwinkle (*borders*) 1-3/4 yd  
Royal Blue 5/8 yd  
Dark Blue 1/2 yd  
Navy Blue 1/2 yd  
Light Yellow 1 yd  
Deep Yellow 1/2 yd  
Orange 1/2 yd  
White 1/4 yd

3 rolls (5yd x 17") or  
11 yd Thermoweb HeatNBond  
1-2 cans spray adhesive

## **Banner Pair**

Blue (*background*) 3-1/2 yd  
Periwinkle (*borders*) 3-1/2 yd  
Royal Blue 1-1/4 yd  
Dark Blue 2/3 yd  
Navy Blue 1 yd  
Light Yellow 1-1/2 yd  
Deep Yellow 1/2 yd  
Orange 1/2 yd  
White 1/3 yd

4 rolls (5yd x 17") or  
19 1/2 yd Thermoweb HeatNBond  
2-3 cans spray adhesive

## **Stars Banner**

Blue (*background*) 1-3/4 yd  
Periwinkle (*borders*) 1-3/4 yd  
Royal Blue 5/8 yd  
Dark Blue 1/2 yd  
Navy Blue 1/2 yd  
Light Yellow 1/2 yd  
White 1/3 yd  
2 rolls (5yd x 17") or

8-1/2 yd Thermoweb HeatNBond  
1-2 cans spray adhesive

### *Note:*

*When bonding very light colors to a dark background, you may need to line the light fabric, depending on thickness, to ensure color vibrancy. Be sure to have extra HeatNBond, adhesive and light fabric on hand if needed for this purpose.*