



Dark Blue




Periwinkle



Dark Brown




Gold



Light Yellow




Hunter Green



White



Peach Taffeta



Light Blue



Light Gold

Christmas Banners 3x5 Materials List

Quantities based on 44" width fabric

Angel Banner

Dark Blue (background) 1 3/4 yd
Gold 1 3/4 yd
White 1/2 yd
Light Blue 1/2 yd
Periwinkle 1/8 yd
Light Yellow 1/4 yd
Peach 1/8 yd
Light Gold 1/8 yd

2 rolls (5yd x 17") or 7 yd
Thermoweb HeatNBond

1-2 cans spray adhesive

Bethlehem Banner

Dark Blue (background) 2 yd
Gold 1 3/4 yd
White 1/4 yd
Light Blue 1/4 yd
Periwinkle 1/4 yd
Hunter Green 1/4 yd
Dark Brown 1/8 yd

2 rolls (5yd x 17") or 6 yd
Thermoweb HeatNBond

1-2 cans spray adhesive

Banner Pair

Dark Blue (background) 3 3/4 yd
Gold 3 1/2 yd
White 3/4 yd
Light Blue 3/4 yd
Periwinkle 3/8 yd
Light Yellow 1/4 yd
Peach 1/8 yd
Light Gold 1/8 yd
Hunter Green 1/4 yd
Dark Brown 1/8 yd

3 rolls (5yd x 17") or 13 yd
Thermoweb HeatNBond

2-3 cans spray adhesive

Notes:

Lame looks beautiful for the gold outline and borders, but can be somewhat difficult to work with. If you do not have much experience with making banners, you may want to consider using satin for these pieces. If you do work with lame, small pieces of removable tape can be useful for holding pieces in place. (do not iron over tape; tack down fabric next to it with iron before fusing piece completely)