




Cream



Dark Gold



Gold



Ivory



Navy



Dark Burgundy



Light Burgundy



Plum



Medium Brown



Dark Brown



Light Brown



Light Tan

Freedom Banners 3x6 Materials List

Quantities based on 44" width fabric unless otherwise noted

Flag Banner

Navy Background 2-1/8 yd
Dark Gold 1-3/4 yd
Gold 1/2 yd
Ivory 1 yd
Navy 1/2 yd
Dark Burgundy 3/8 yd
2 rolls (5yd x 17") or 8 yd Thermoweb HeatNBond
1-2 cans spray adhesive

Eagle Banner

Cream Background 2-1/8 yd
Dark Gold 1-3/4 yd
Gold 1/2 yd
Ivory 1/4 yd
Navy 1/2 yd
Dark Burgundy 3/8 yd
Light Burgundy 3/8 yd
Plum 3/8
Medium Brown 1/2
Dark Brown 3/8
Light Brown 1/4
Light Tan 1/8
Black 1/8 yd or 3" square (or use fabric paint for eagle eye)
3 rolls (5yd x 17") or 11 yd Thermoweb HeatNBond
1-2 cans spray adhesive

Other Supplies:

X-Acto Knife with replacement blades
Cutting Mat (optional but recommended)

Banner Pair

Navy Background 2-1/8 yd
Cream Background 2-1/8 yd
Dark Gold 2 yd (or 1-3/4 yd 58" width)
Gold 1 yd
Ivory 1 yd
Navy 1 yd (or 1/2 yd 58" width)
Dark Burgundy 3/4 yd
Light Burgundy 1/2 yd (or 3/8 yd 58" width)
Plum 3/8
Medium Brown 1/2
Dark Brown 3/8
Light Brown 1/4
Light Tan 1/8
Black 1/8 yd or 3" square (or use fabric paint for eagle eye)
4 rolls (5yd x 17") or 19 yd Thermoweb HeatNBond
2-3 cans spray adhesive